

Compare the stitches!

26 stitches total

admire™ air 7000

coverlock™ 3.0

23 stitches total

admire™ air 5000*

15 stitches total

hobbylock™ 2.5

hobbylock™ 2.0




2-Thread Overlock Wide & Narrow
Finish an edge before you sew fabrics together with a regular straight stitch.



2-Thread Wrapped Edge Overlock Wide & Narrow
Beautiful finish for lightweight or wool fabrics.



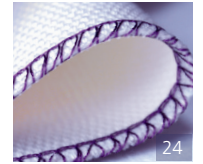
2-Thread Rolled Edge
Edge finish for lightweight fabrics. Nice finish on silky scarves, pillow ruffles and napkins.



4-Thread Safety Stitch, Narrow
For joining with reinforced stitch and overcasting in one step.



4-Thread Safety Stitch, Wide
For joining with reinforced stitch and overcasting in one step.



3-Thread Wrapped Overlock Narrow
Perfect for finishing skirts or as lettuce edge on fine fabrics.




2-Thread Narrow Edge
Edge finish for light and medium weight woven fabrics and lightweight knits.




2-Thread Flatlock, Wide
Sew stretchy fabrics together with decorative effect, or finish edges of medium weight fabrics.



3-Thread Overlock, Wide & Narrow
Seam, overcast the edge and trim away excess fabric in one step.



5-Thread Safety Stitch, Narrow
A durable chainstitch seam with overlock edge sewn in one step, for garment sewing, quilt piecing and other projects.



5-Thread Safety Stitch, Wide
A durable chainstitch seam with overlock edge sewn in one step, for garment sewing, quilt piecing and other projects.



3-Thread Wrapped Overlock Wide
Perfect for finishing skirts or as lettuce edge on fine fabrics.



3-Thread Stretch Overlock
For sewing extra stretchy light or medium weight fabrics. (Add additional stretch by using a stretchy type thread in the loopers.)



3-Thread Flatlock, Narrow
Sew stretchy fabrics together with a decorative effect, either with the flatlock side or the ladder stitch side.



3-Thread Flatlock, Wide
Sew stretchy fabrics together with a decorative effect, either with the flatlock side or the ladder stitch side.



Chainstitch
For all types of sewing such as construction, hemming and piecing quills. Use decorative thread in looper for embellishment.



Coverstitch Narrow
For hems on stretch fabrics and for decorative effects on all kind of fabrics. Use decorative thread in looper for embellishment.



3-Thread Picot Edge
Delicate finish for edges on lightweight fabrics.



3-Thread Rolled Edge
Give a professional finish to silky scarves, pillow ruffles and napkins.



3-Thread Narrow Edge
Give a professional finish to silky scarves, pillow ruffles and napkins.



4-Thread Overlock
Seam, overcast the edge and trim away excess fabric in one step. For all seams where stretch or give is needed, such as neck edges, side seams, sleeves.



Coverstitch Wide
For hems on stretch fabrics and for decorative effects on all kind of fabrics. Use decorative thread in looper for embellishment.



Coverstitch Triple
For hems on stretch fabrics and for decorative effects on all kind of fabrics. Use decorative thread in looper for embellishment.

*The *admire™* air 5000 has the 3-Thread Picot Stitch, but does not have the 2-Thread Narrow Edge Stitch.